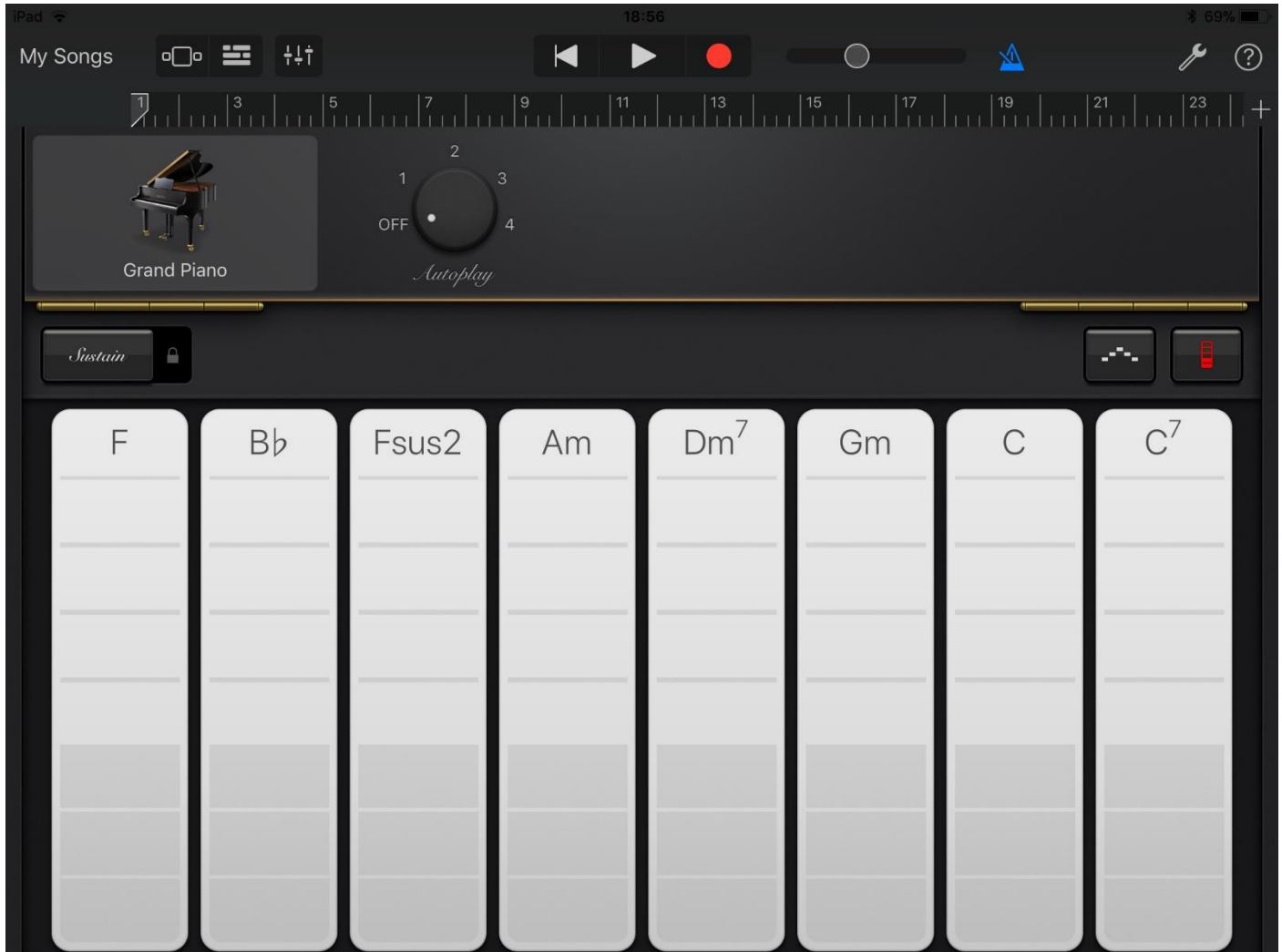


The Scientist - Coldplay

Verse 1, Pre-chorus and Chorus

1. Open a new project, add 25 bars, select Smart Piano and turn the metronome on.
2. Change the key to D minor and set the Tempo to 90. UNLOCK the 'Sustain' button.
3. Edit the chords so that they match the ones shown in the picture below:

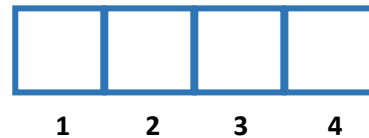


4. Record the following chord sequence for 1 bar each, playing on every beat:
Dm7, Bb, F, Fsus2
5. Loop to bar 17.
6. At bar 17, follow the same rhythm and record this chord sequence twice:
Bb, Bb, F, Fsus2
7. At bar 25, follow the same rhythm and record these chords for 1 bar each:
C, C7
8. Add a new track (Smart Piano), change the sound to Hollywood Strings and repeat steps 6 and 7, starting at bar 16.
9. Adjust the volume of your Piano tracks so that you can hear both of them when they both come in at bar 17.

Verse, Pre-Chorus and Chorus complete.

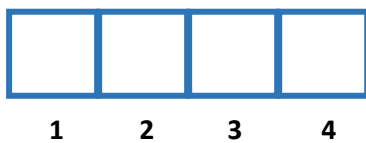
Verse 2, Pre-chorus and Chorus

1. Copy and paste your first piano chord sequence to start at bar 27. Listen to the song to work out how many times you need to loop it.
2. Copy and paste the two other piano chord sequences after it. You don't need to change the amount of times these ones are looped.
3. Record the chord sequence for the Strings in Verse 2, starting at bar 27:
Dm7, Bb, F, Fsus2
4. Loop to bar 47.
5. Copy and paste your earlier Hollywood Strings chord sequences to start at the same bar as your second piano chord sequence/at the end of the recording you just completed.
6. Go to the song on YouTube and listen to the acoustic guitar at approximately 1:25s. Map out the rhythm that it plays in the grid here:

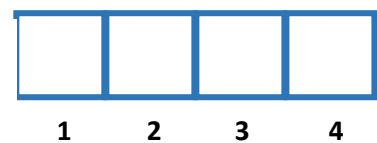


7. At bar 27, add in an acoustic guitar and record the following chord sequences in the rhythm that you've mapped out:
Dm7, Bb, F, Fsus2 – loop to bar 47
Bb, Bb, F, Fsus2 – loop to bar 55
C, C7 – you should end up at bar 57
8. At bar 31, record in the drum pattern for the intro and verse. **You should record a separate track for each of these parts then layer them on top of each other. Use 'Acoustic Drums'.**

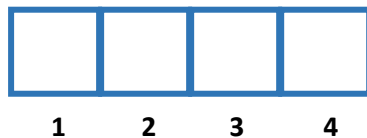
Bass/Kick drum



Hi-hat



Snare



Tip: Each of these parts plays a different rhythm.

9. Loop all three of your drum tracks to bar 55.

Verse 2, Pre-chorus and Chorus complete.

The rest of the song re-uses recordings you've already done. Take each instrument at a time and copy and paste the recordings you need to complete the full song. Good luck!

Tip: Not all of the later sections are the same length as you originally recorded them!